

# Modernising the collection of use statistics at the State Library of South Australia

Kimberley Dye

[kimberley.dye@sa.gov.au](mailto:kimberley.dye@sa.gov.au) @KimiDye



# Background

Barcodes are used, where possible, to locate the correct item record in the LMS, but don't have the coverage for statistical or stacks management purposes.

RE-SHELVING STATISTICS		
DATE	STAFF - Please enter the amount of items you are re-shelving.	TOTAL
Mon 18th June	8 + 10 + 4 + 9 + 11 + 13 IIII IIII IIII IIII IIII IIII IIII	90
Tue 19th June	III IIII IIII IIII IIII III IIII IIII (9) IIII IIII IIII IIII IIII	72
Wed 20th June	IIII IIII IIII IIII IIII IIII IIII IIII IIII IIII IIII IIII IIII IIII IIII	80
Thu 21st June	<del>IIII IIII IIII IIII IIII IIII IIII</del> <del>IIII IIII IIII IIII IIII IIII</del>	59
Fri 22nd June	IIII IIII IIII IIII IIII IIII IIII IIII IIII	47
Sat 23rd June	<del>IIII IIII IIII IIII IIII IIII IIII</del> <del>IIII IIII IIII IIII IIII IIII IIII</del> <del>IIII IIII IIII IIII IIII IIII</del>	129
Sun 24th June	IIII IIII IIII IIII IIII IIII IIII	33

# Objectives

- Investigate the number of openly-accessible collections barcoded is adequate to yield useful and reliable data
- Provide the Collection Maintenance team with a paperless alternative
- Provide more meaningful data about collection usage
- Deliver functionality using existing technology that offers results comparable to those provided by external vendors



# Project Constraints

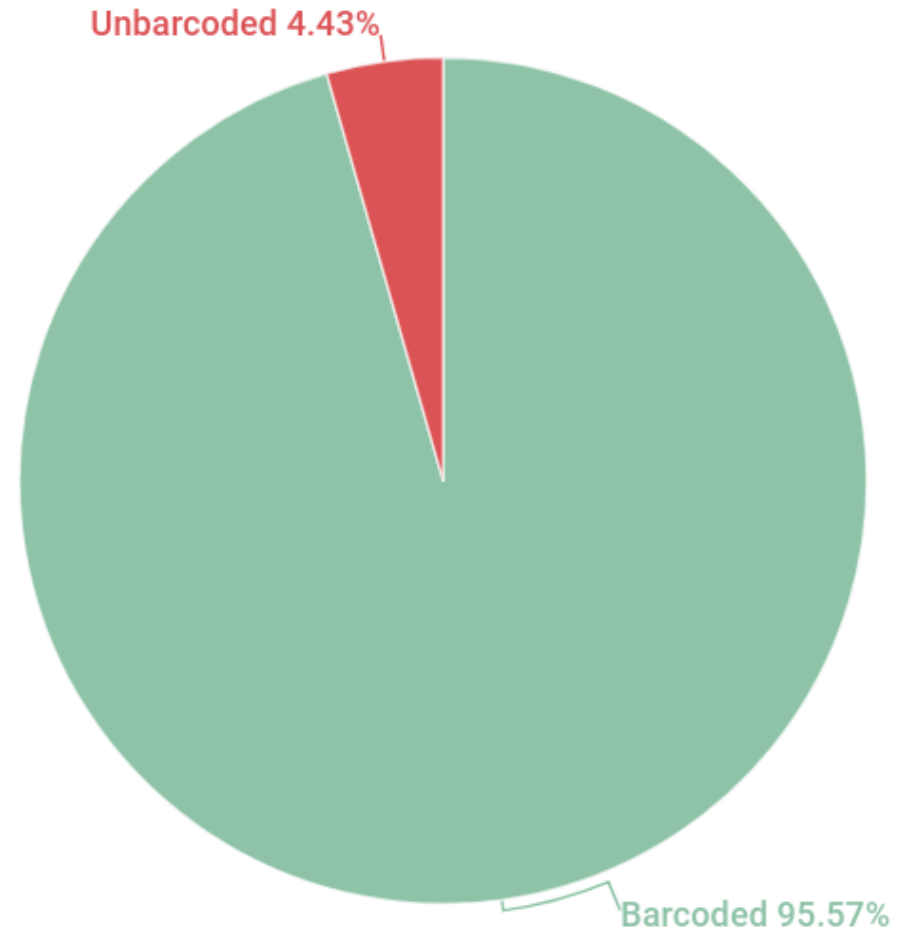
Historical business decisions

Complex Collections

Variations in metadata quality

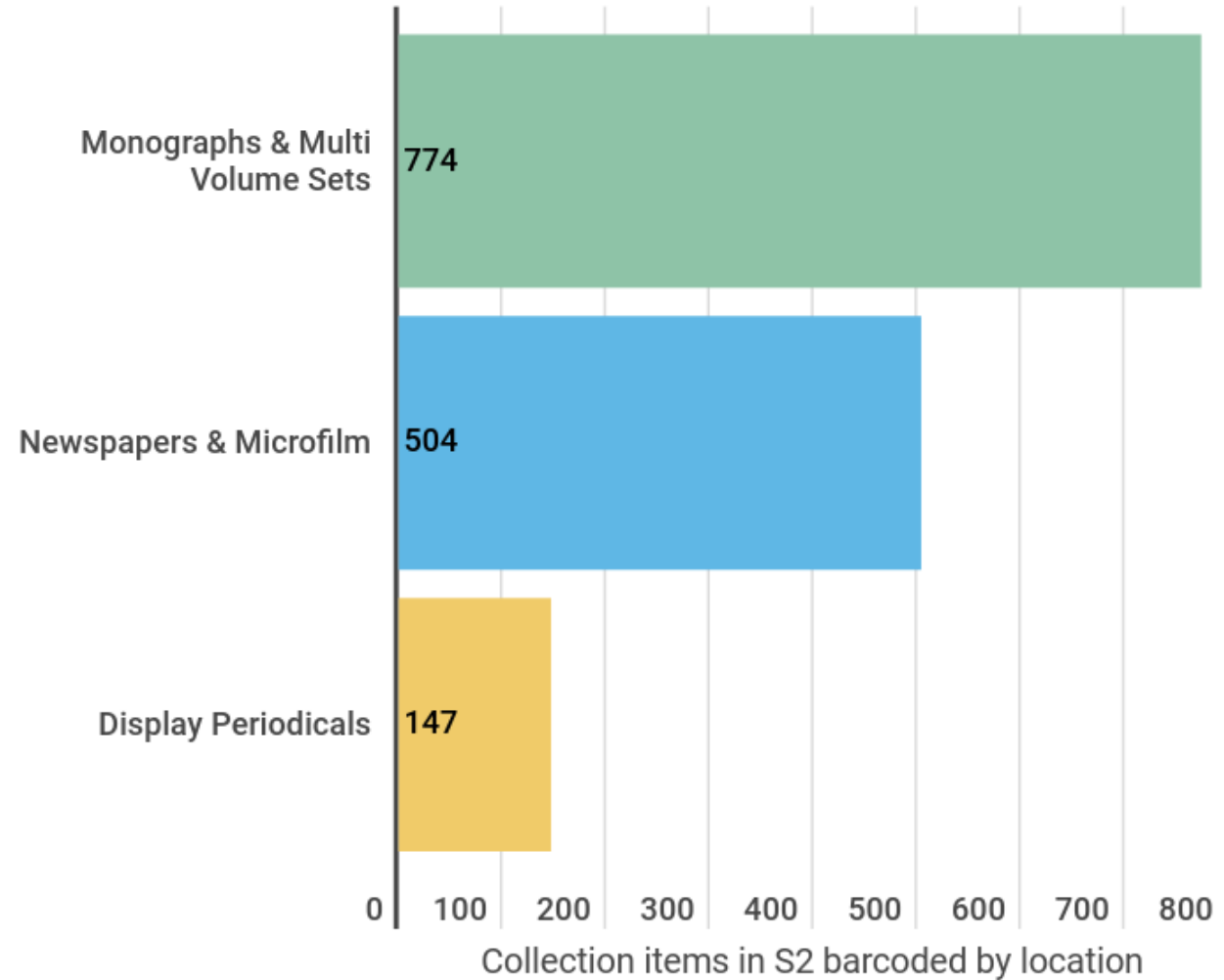
# Barcoding

Percentages of barcoded vs. unbarcoded material available on open access

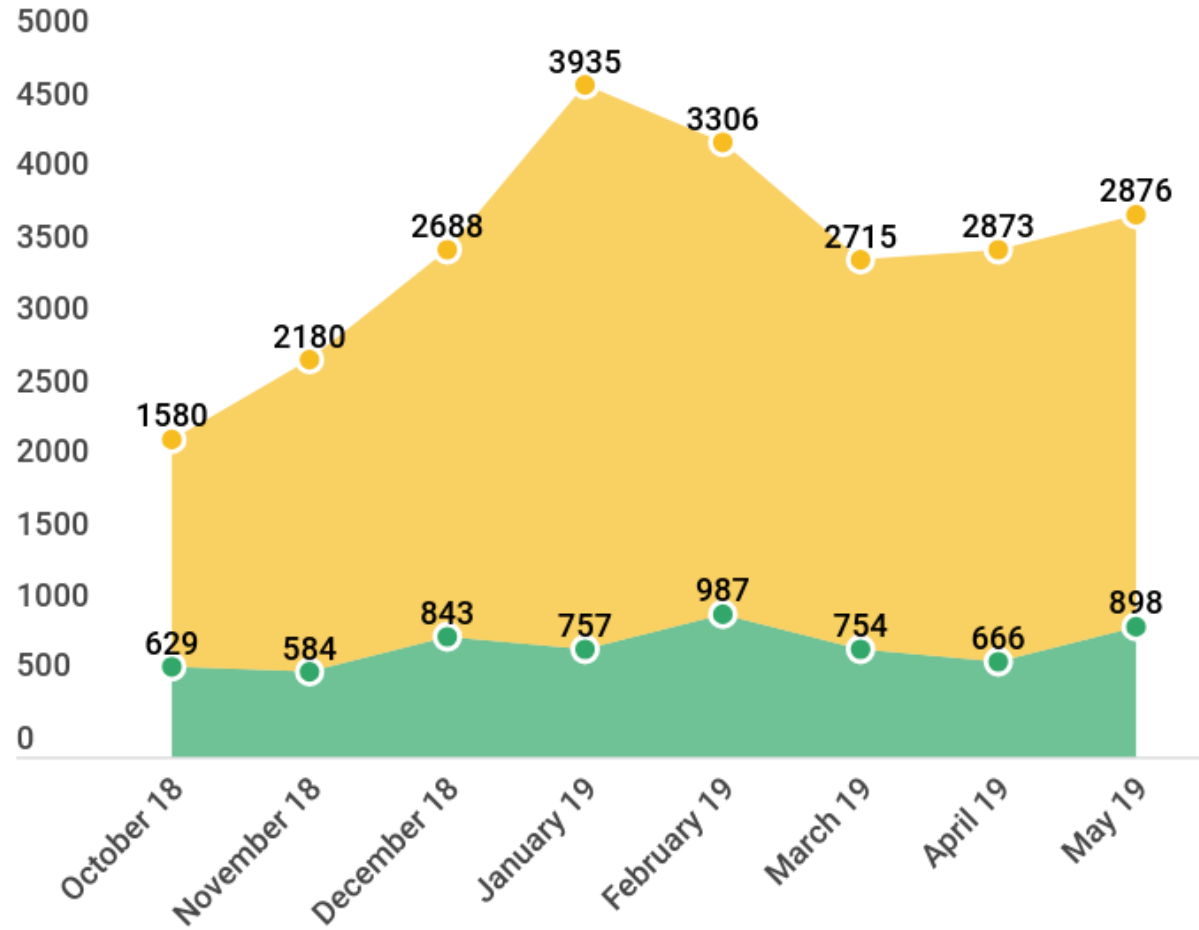


● Barcoded ● Unbarcoded

# Barcoding



# Involving more staff

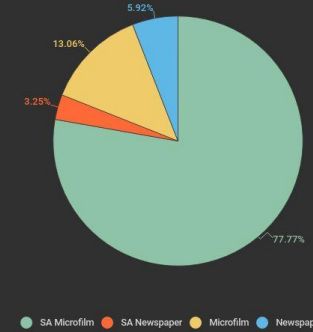
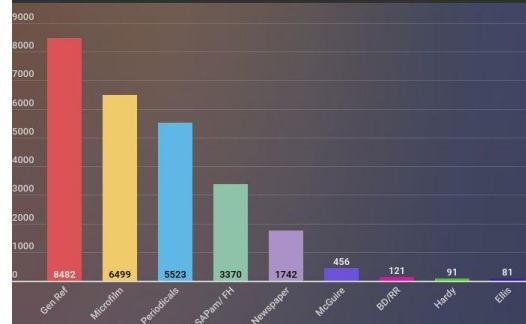


Growth trends for portable barcode scanners and statistics use gathering

● Number of titles scanned ● Use Count

# Data

## Open Access Use Data 2018/2019



Use by location

Newspapers vs. Microfilms



9012 Different titles used



South Australian births, index of registrations 1842 to 1906

Our top ranked monograph with 232 counts



26,594 Separate use counts



New Scientist

Our top ranked periodical with 160 counts



Open access 994

Our top ranked Dewey range with 1400 counts



The Advertiser Microfilm

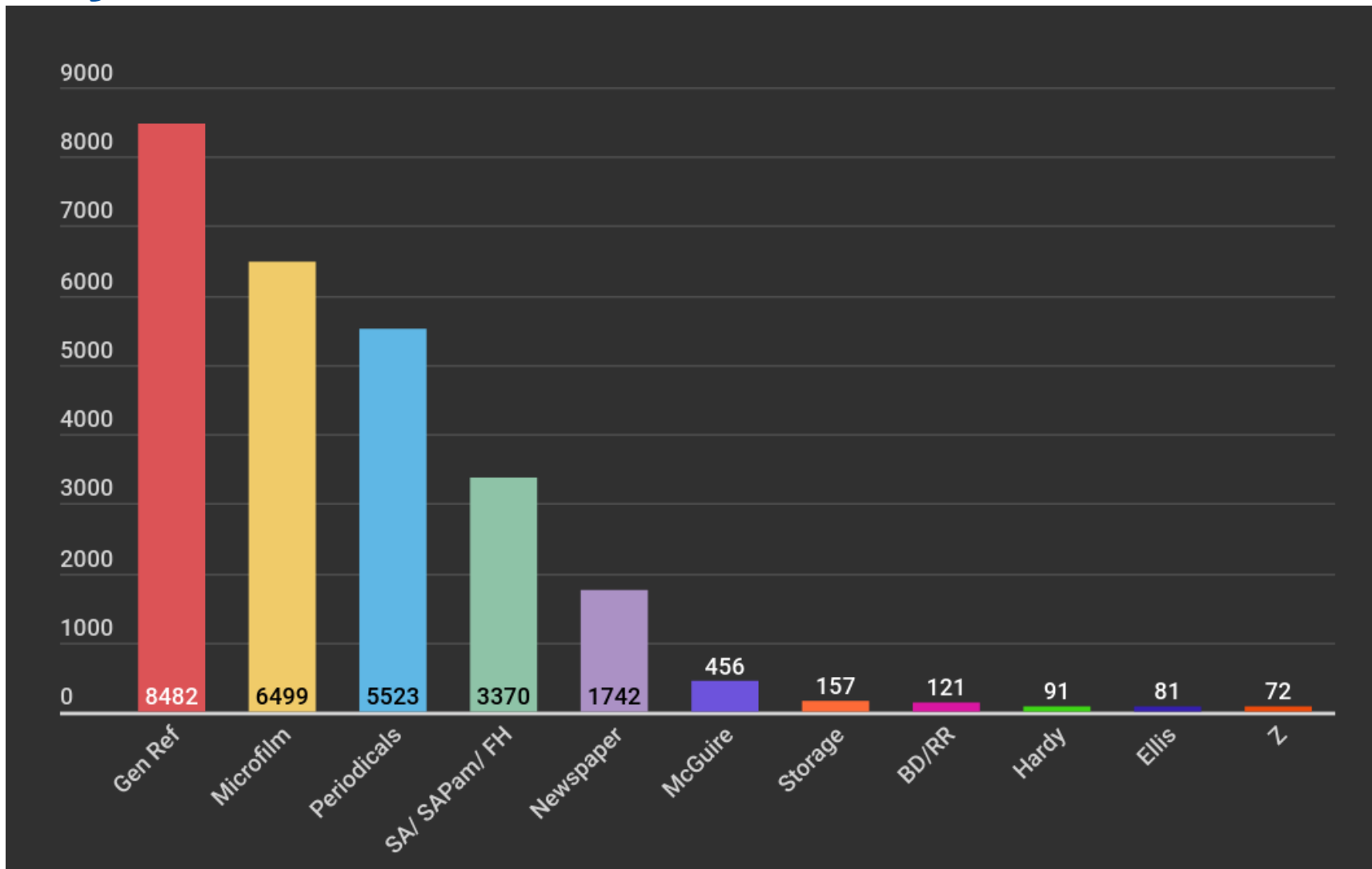
Our top ranked title with 4331 counts

### Top 10 titles

Title	Usage Count
The Advertiser [newspaper : microform]	4331
The Sunday mail [newspaper : microform]	604
The Sydney morning herald [newspaper : microform]	328
The chronicle [newspaper : microform]	326
The West Australian [newspaper : microform]	325
South Australian births, index of registrations 1842 to 1906	232
The news [newspaper : microform]	191
New scientist	160
The Advertiser	159
Time Australia	152



# Use by location



# Future benefits

- Shelf tidy
- Undertake collection item moves
- Purchase extra copies of high use items
- Increasing organisational knowledge of peak use times
- Suitable areas for relegation/disposal

# What's Next

On the fly  
barcoding

Archival  
material in  
open access

Multi-volume  
sets

Data analysis  
tools



**Thank you**

**[kimberley.dye@sa.gov.au](mailto:kimberley.dye@sa.gov.au) @KimiDye**